

Split Second Timing for USSA Masters FAQ

Second Run Start Order

Second run start order for a masters race is within age class depending on first run finish order. Split Second provides sorting options that handle all the usual variations of second run start order rules.

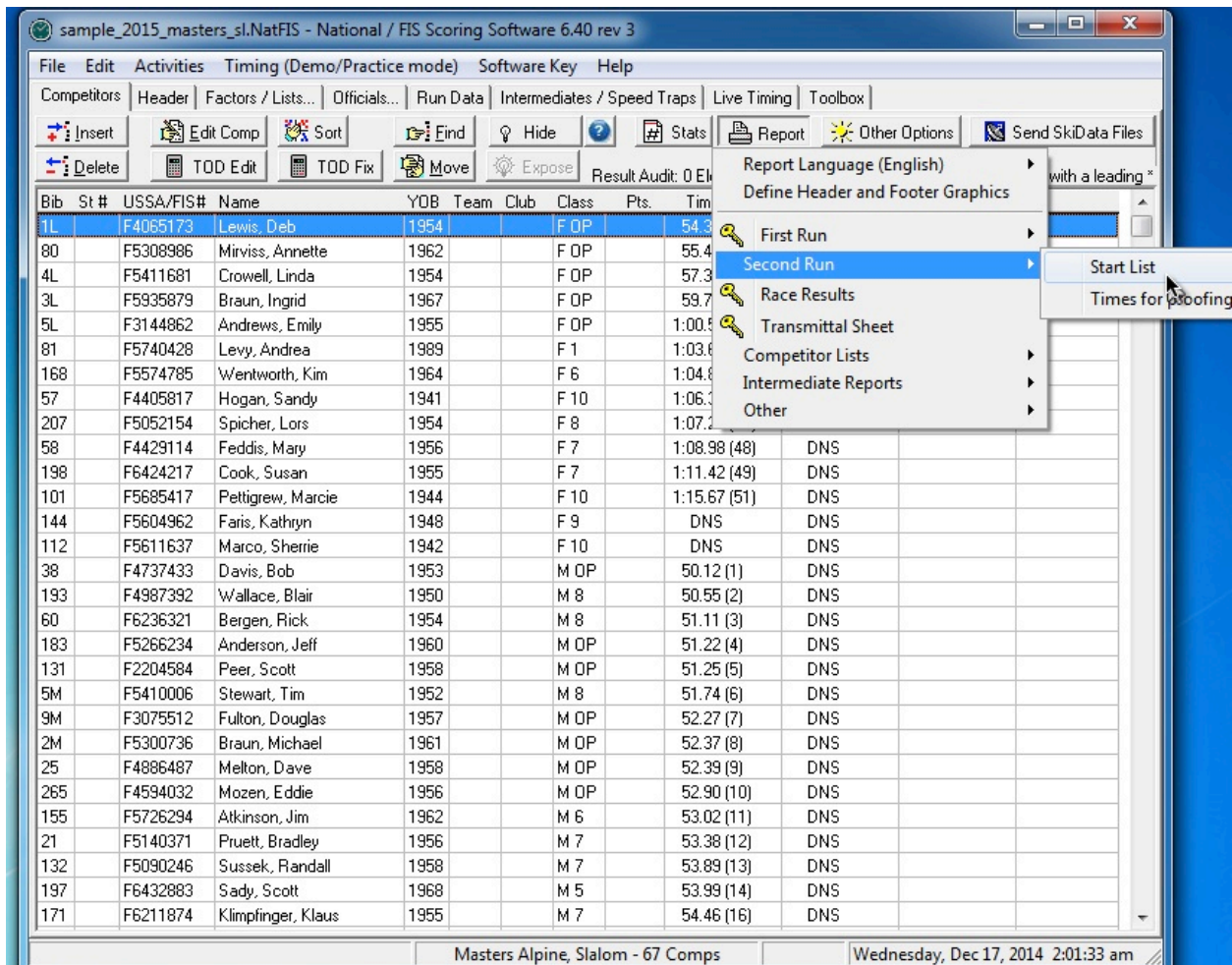
The standard start order for USSA Masters at all levels is slowest-to-fastest within age class. Class start order follows the USSA masters age class running order rules. [MCR M1282, M1283]

WHAT TO DO

Step 1: sort the competitors into second run start order by class

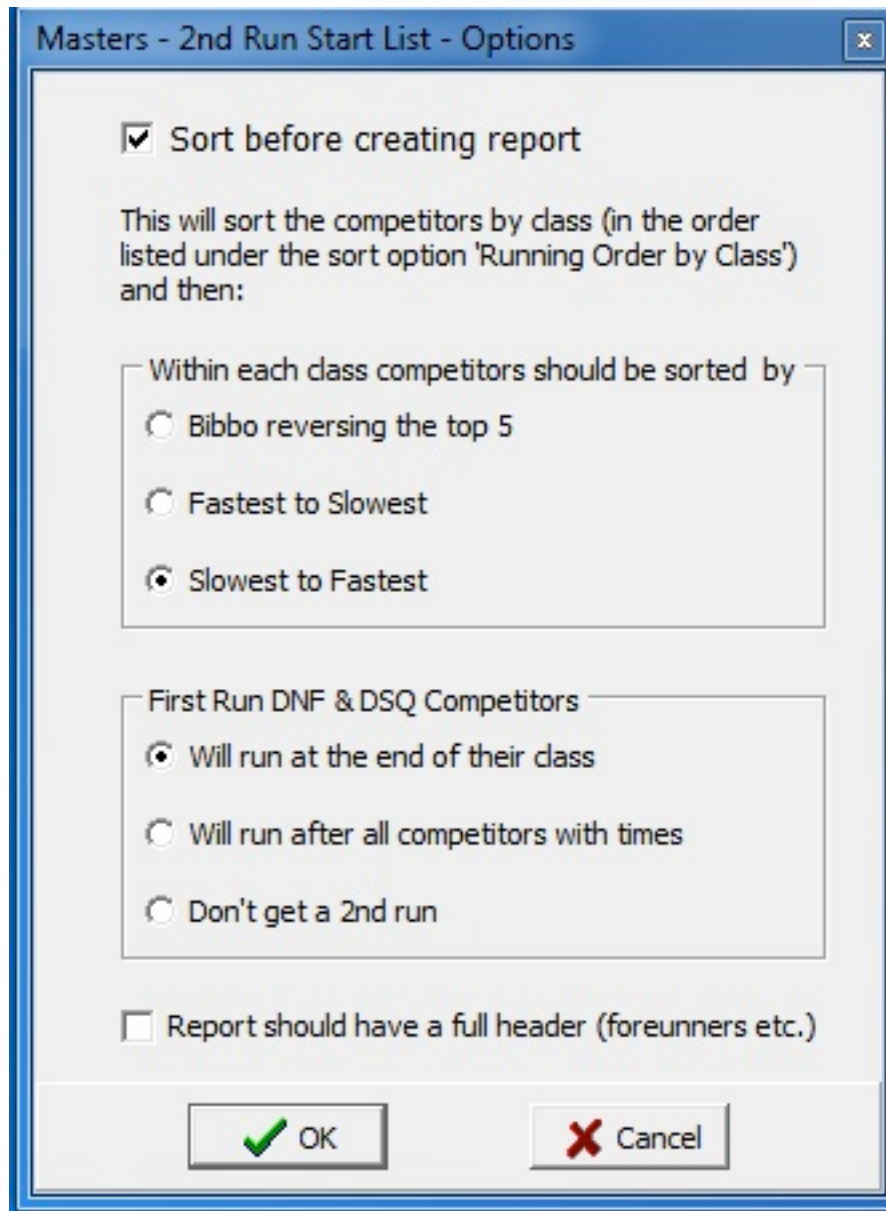
*Note: sorting by the second run start order rules is not currently available directly as a Sort button order choice. You **must** use the Report button option for the Second Run start order report, even if you are just preparing the start order of the competitors and are not yet ready to print a report.*

On the **Competitors** tab, click on the *Report* button and choose *Second Run > Start List*.



Step 1: generate second run start list

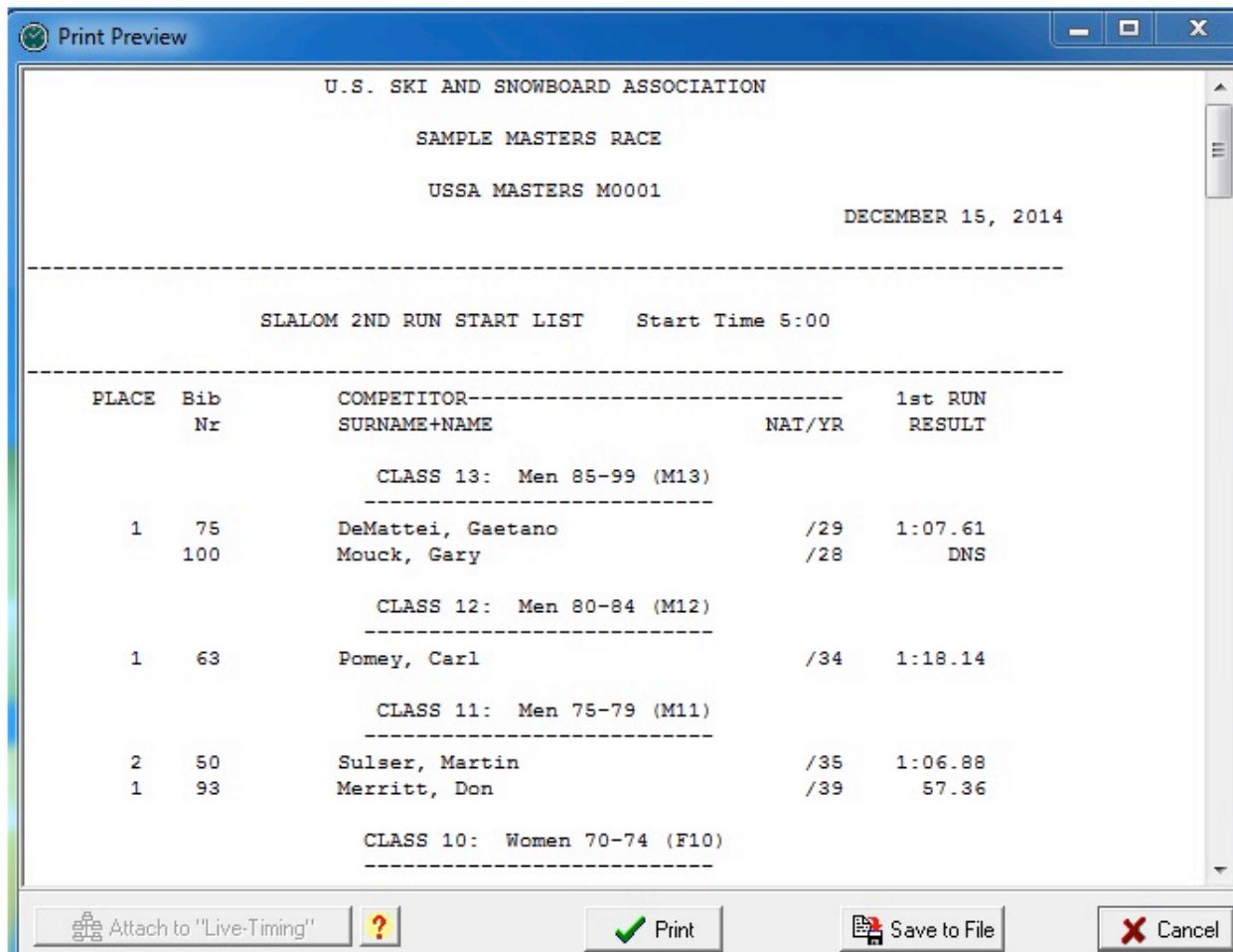
The second run start list report provides options for handling order within class and handling of first run DNF/DSQ competitors if allowed a second run. The standard masters start order is be slowest-to-fastest within age class (reverse first run finish order), with DNF/DSQ competitors allowed to take a second run at the end of their age class, subject to the direction of the jury.



Second run start order options

To generate the second run start order, make sure the *Sort* box is checked, select the appropriate options, and click OK.

When the print preview window is displayed, review the start order and click *Print* if no further adjustments or review are needed. Click the *Cancel* button to cancel printing if you wish to return to the competitors list and perform any additional preparation.



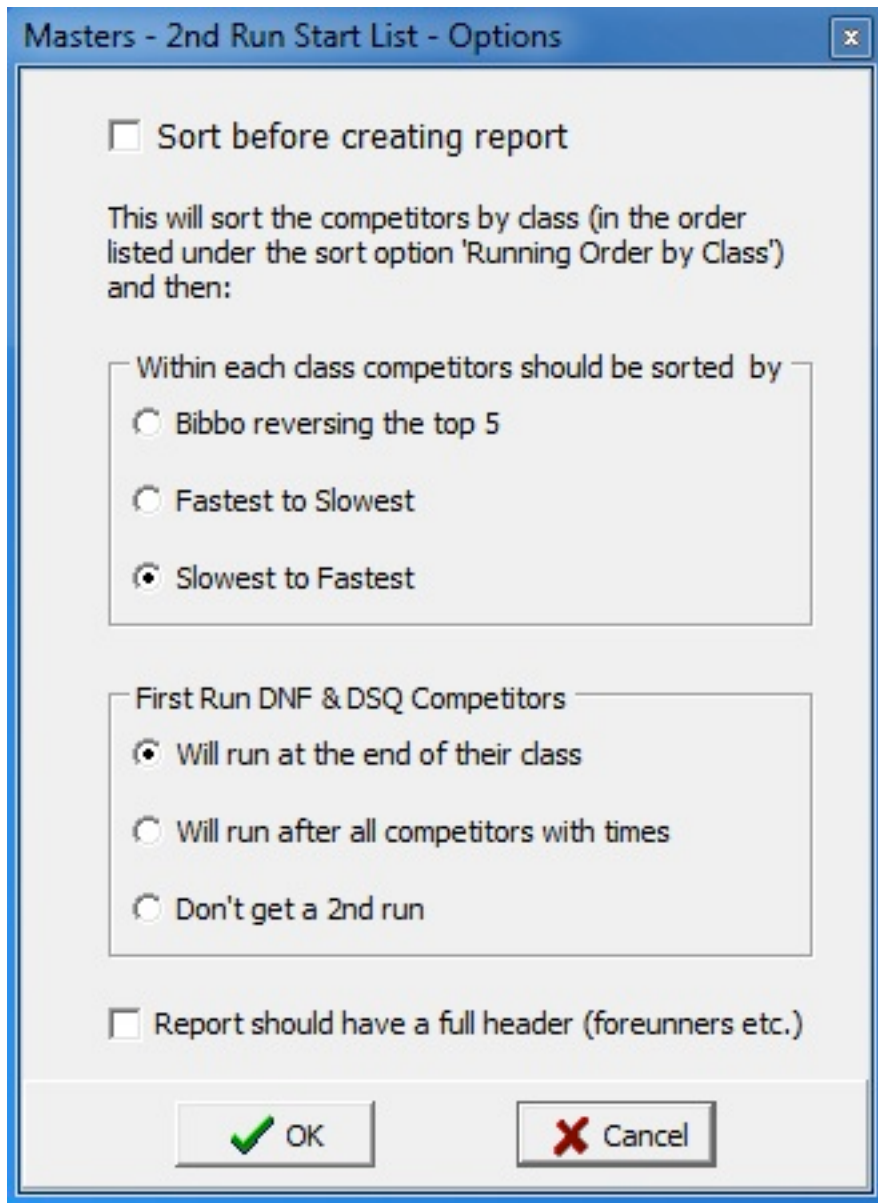
Cancel the print preview to finish preparing the start order

Step 2: print second run start list (NO SORT!!!)

Follow these steps if you have already prepared the second run start order but exited from the start list report before printing, or if you need to return later to print another copy of the already prepared start list. The important change from your original preparation of the second run start list is to skip sorting when your competitor list is already in the correct order.

As done when originally preparing the second run start list, click on the *Report* button and choose *Second Run > Start List* again.

In the start list options dialog, turn off sorting!!!! De-select the *Sort before creating report* option – if you allow Split Second to re-sort the competitors, you will lose the start order that you already have in place. That would be very sad, so Just Say No to sorting on your second pass at the start list report.



Second run start order options – NO SORT on second pass!!!

Click *Print* when the report preview opens to print the start list. All set, that's all there is to it.